



VALLEY TROUGHS FOR TILE ROOFS

30 YEAR GUARANTEE

The open valley troughs are made from GRP and provide secure drainage for inclined roof valleys. These troughs incorporate mortar bonding strips for tile bedding, and are designed with greater capacity suitable for both new build and refurbishment projects.

FEATURES AND BENEFITS

- Up to half the cost and time of traditional lead
- Light in weight and easy to handle
- UV Resistant
- No harmful run-off or staining
- Reduced theft risk

PRODUCT SELECTOR

ROOF AREA
LESS THAN 25m²

RAFTER PITCH	REQUIRED PRODUCT	MAXIMUM LENGTH	MINIMUM LAP LENGTH
15 to 22°	401/2	7.0m	350mm
22.5 to 29°	361/2, 401/2, RP3/4	7.0m	300mm
30 to 34°	361/2, 401/2, RP3/4	7.5m	250mm
35 to 39°	361/2, 401/2, RP3/4	7.5m	200mm
40 to 44°	361/2, 401/2, RP3/4	8.0m	150mm
45 to 49°	361/2, 401/2, RP3/4	8.5m	150mm
50 to 55°	401/2	9.0m	150mm

ROOF AREA
FROM 25m² TO 100m²

RAFTER PITCH	REQUIRED PRODUCT	MAXIMUM LENGTH	MINIMUM LAP LENGTH
15 to 22°	N/A	N/A	350mm
22.5 to 29°	401/2	14.5m	300mm
30 to 34°	401/2	15.0m	250mm
35 to 39°	401/2	15.5m	200mm
40 to 44°	401/2	16.5m	150mm
45 to 49°	401/2	17.0m	150mm
50 to 55°	401/2	18.5m	150mm

Our range of open valleys are suitable for roof pitch differentials up to 15°. Where there is a pitch differential, the valley trough profile selection should be based on the more onerous requirement of rafter pitch roof area. The table refers to the standard roof intersection angle of 90°. For additional advice, please contact our sales team.

CERTIFICATION


BBA Certificate 87/1915




PRODUCT CODES AND DIMENSIONS

 Product range contains recycled glass


HDL 361 - 380 x 3000mm
HDL 362 - 380 x 2400mm



HDL 401 - 410 x 3000mm
HDL 402 - 410 x 2400mm



HDL RP3* - 380 x 3000mm
HDL RP4* - 380 x 2400mm




*Without mortar retention bar


MATERIAL AND COLOUR

GRP and Anthracite

RELATED PRODUCTS



Individual Dry Soakers for Tiles
Create a weatherproof joint at abutments. Available in left and right options and different tile types, codes: HD MDS, SRRS, RCS, DTS, PCS, RTS



Interlocking Dry Verges Systems
Provides weather tightness and secure fixing at the roof edge. Available in 5 colours, verge unit codes: HD IDV, TIDV, INVERG®, MINIVERG®, MIDVERG®



Dry Fix Valley Trough
Provides secure and discreet drainage for inclined roof valleys. Mortarless application and available in three profiles, codes: HDL DVT, DVLPT, DVS, OBDVT, OBDVLT